

As at November 28, 2025

Harvest Eli Lilly High Income Shares ETF
Harvest Eli Lilly Enhanced High Income Shares ETF

Eli Lilly with High Monthly Income

Harvest Eli Lilly High Income Shares ETF invests in Eli Lilly stock and uses an active covered call strategy that aims to generate high income every month, while participating in the long-term growth of the company.

Key Details

TSX Ticker:	LLYH LLYH.U
Inception Date:	August 21, 2024
Current Yield**:	16.78%
Last Distribution (per unit)*:	\$0.15
Distribution Frequency:	Monthly
Distribution Method:	Cash or DRIP
Max. Write Level:	50%
Management Fee:	0.40%
Risk Rating:	Medium
Eligible:	RRSP RRIF RESP TFSA FHSA

Eli Lilly with Higher Monthly Income

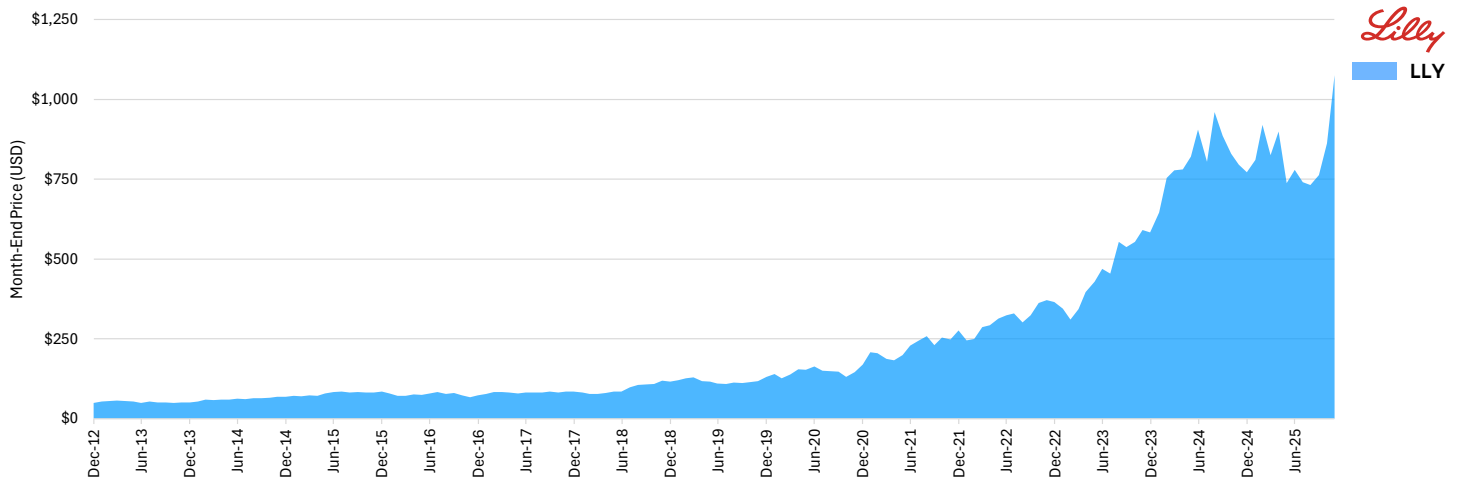
Harvest Eli Lilly Enhanced High Income Shares ETF applies modest leverage of 25% when investing in Eli Lilly stock and uses an active covered call strategy that aims to generate higher income every month, while participating in the long-term growth of the company.

Key Details

TSX Ticker:	LLHE LLHE.U
Inception Date:	August 21, 2024
Current Yield**:	19.45%
Last Distribution (per unit)*:	\$0.165
Distribution Frequency:	Monthly
Distribution Method:	Cash or DRIP
Max. Write Level:	50%
Management Fee:	0.40%
Risk Rating:	Medium-High
Eligible:	RRSP RRIF RESP TFSA FHSA

LLY Historical Price

Eli Lilly & Co. (NYSE: LLY) is a dominant global pharmaceutical manufacturer and distributor.



Source: Bloomberg, November 28, 2025

Performance (%) (As at November 30, 2025)

Ticker	1M	3M	6M	YTD	1Y	SI
LLYH	16.66	35.06	36.88	24.04	24.87	10.69
LLYH.U	17.11	32.75	34.43	27.59	25.15	8.62

Ticker	1M	3M	6M	YTD	1Y	SI
LLHE	22.07	46.96	47.95	30.37	30.27	9.94
LLHE.U	22.55	44.45	45.32	34.12	30.57	7.89

*Distribution per unit is variable (amount paid may change from month to month). For each fund offered in USD the distribution per unit is in USD.

** The current yield represents an annualized amount that is comprised of 12 unchanged monthly distributions (using the most recent month's distribution figure multiplied by 12) as a percentage of the closing market price of the Fund. The current yield does not represent historical performance.

Harvest Eli Lilly High Income Shares ETF
Harvest Eli Lilly Enhanced High Income Shares ETF

"Earn monthly income accessing Eli Lilly shares"



COVERED CALL STRATEGY (up to 50%)



TAX EFFICIENT



HIGH MONTHLY INCOME



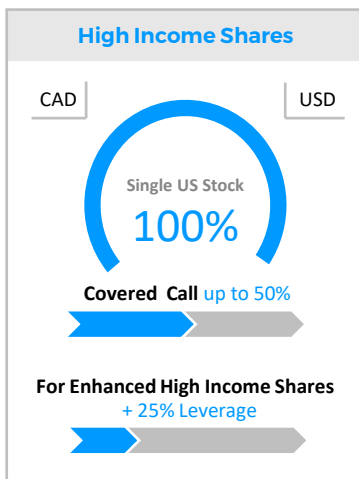
AVAILABLE IN CAD AND USD



ENHANCED SERIES AVAILABLE

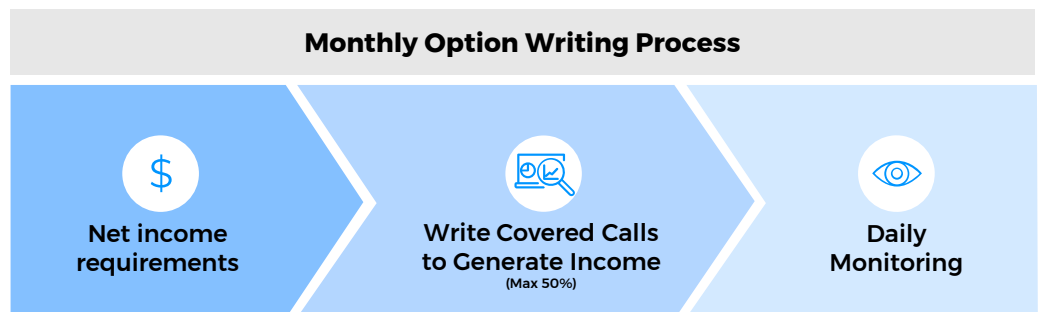
Advantages

- **US stock and High Monthly Income**
Top US stock, and high monthly income generated from active covered call writing, with up to 50% write level
- **Canadian Trust Unit**
Listed on the TSX providing trading and reporting flexibility
- **Tax Efficient High Income**
Income from covered call writing can be treated as capital gains, often taxed at a lower rate
- **Lower Purchase Price**
Provides exposure to a stock with high trading prices at a lower price
- **Available in CAD/USD**
Available in CAD or USD for income flexibility
- **Available in Enhanced Series**
Enhanced Series use modest leverage (~25%) for increased income and growth potential



Harvest Covered Call Strategy

Harvest ETFs uses an active covered call strategy to generate high monthly income.



Disclaimer: Commissions, management fees and expenses all may be associated with investing in Harvest Exchange Traded Funds managed by Harvest Portfolios Group Inc. (the "Funds" or a "Fund"). Please read the relevant prospectus before investing. The indicated rates of return are the historical annual compounded total returns (except for figures of one year or less, which are simple total returns) including changes in unit value and reinvestment of all distributions and do not take into account sales, redemption, distribution or optional charges or income taxes payable by any securityholder that would have reduced returns. The funds are not guaranteed, their values change frequently and past performance may not be repeated. The Fund employs leverage, which classifies it as an alternative ETF. The use of leverage increases both the potential gains and the possible losses of the Fund. Tax investment and all other decisions should be made with guidance from a qualified professional.

All rights to the trademarks and/or logos listed herein belong to their respective owners and Harvest ETFs use hereof does not imply any affiliation with, or endorsement by the owners of these trademarks and/or logos.