

# HPYT Harvest Premium Yield Treasury ETF

US Treasury Income, Monthly Cash Distributions with Covered Calls

Current Yield <sup>1</sup>  
(Class A)  
**15.00%**

**HarvestETFs**

As at November 28, 2025





## Key Details

TSX Ticker:	HPYT   HPYT.U   HPYT.B
Management Style:	Active Covered Calls
Eligible:	RRSP   RRIF   RESP   TFSA   FHSA
Asset Class:	Fixed Income
Cash Distribution Frequency:	Monthly
Distribution Method:	Cash or DRIP
Management Fee:	0.45%
Risk Rating:	<b>Low to Medium</b>
Net Asset Value (Class A):	\$8.79
Treasury Bond ETF Holdings:	4
Modified Duration <sup>2</sup> :	16.0
Weighted Maturity <sup>2</sup> :	24.6 Years
Recent Cash Distribution per Unit:	\$0.1100
Total Cash Distribution per Unit Since Inception (Class A):	\$3.7400

## Investment Goal

The Harvest Premium Yield Treasury ETF seeks to provide monthly cash distributions to unitholders by investing in high quality US Treasury Bonds through US-listed exchange traded funds. HPYT will generally write covered call options on up to 100% of the portfolio securities. The level of covered call option writing may vary based on market factors.

## Key Benefits

 <b>Tax Efficient Income</b>	 <b>Downside Protection</b>	 <b>Single Ticket Solution</b>	 <b>Portfolio Diversification</b>
--	---	--	---

## Fixed Income Investment Process

<b>1</b>	<b>Portfolio: US Treasury ETFs</b>	US listed Treasury ETFs selected for liquidity, options and long duration
<b>2</b>	<b>Active Covered Calls</b>	Using Harvest's covered call strategy, target a 75% baseline write level and adjusting to market conditions for set distributions
<b>3</b>	<b>Ongoing Monitoring</b>	Constantly assess premium capture, early cover chances, and rate-driven upside, while stress-testing distribution for sustainability metrics.
<b>4</b>	<b>Monthly Income</b>	Tax efficient distributions paid monthly.

## Holdings

Tickers	ETF Names	Weight
<b>TLT US</b>	iShares 20+ Year Treasury Bond ETF	78.3%
<b>VGLT US</b>	Vanguard Long-Term Treasury ETF	9.6%
<b>EDV US</b>	Vanguard Extended Duration Treasury ETF	7.5%
<b>TLH US</b>	iShares 10-20 Year Treasury Bond ETF	3.8%
	Foreign currency forwards	0.5%
<b>TBIL CN</b>	Harvest Canadian T-Bill ETF	0.4%
	Cash and other assets and liabilities	0.3%
	Market value of options	(0.4)%

## Performance (%)

As at November 30, 2025

Ticker	1M	3M	6M	YTD	1Y	2Y	SI
<b>HPYT</b>	0.30	4.53	6.60	6.81	0.24	1.84	2.42
<b>HPYT.B</b>	0.07	6.84	9.53	5.37	1.71	-	5.70
<b>HPYT.U</b>	0.46	5.02	7.59	8.41	1.92	-	2.15

**Disclaimer:** Commissions, management fees and expenses all may be associated with investing in Harvest ETFs (the "Fund(s)" or "ETF(s)") managed by Harvest Portfolios Group Inc. The indicated rates of return are the historical annual compounded total returns (except for figures of one year or less, which are simple total returns) including changes in unit value and reinvestment of all distributions and do not take into account sales, redemption, distribution or optional charges or income taxes payable by any securityholder that would have reduced returns. Please read the relevant prospectus before investing. The Funds are not guaranteed, their values change frequently and past performance may not be repeated. Tax, investment and all other decisions should be made with guidance from a qualified professional. Distributions are paid to you in cash unless you request, pursuant to your participation in a distribution reinvestment plan, that they be reinvested into the Class of units that you own of the Fund. If the Fund earns less than the amounts distributed, the difference is a return of capital. Depending on the Fund's mandate, distributions on the units, if any, may consist of income, including foreign source income, dividends from taxable Canadian corporations and capital gains, less the expenses and may include returns of capital.

<sup>1</sup> The current yield represents an annualized amount that is comprised of 12 unchanged monthly distributions (using the most recent month's distribution figure multiplied by 12) as a percentage of the closing market price of the Fund. The current yield does not represent historical returns of the ETF but represents the distribution an investor would receive if the most recent distribution stayed the same going forward.

<sup>2</sup> Based on weighted average portfolio of underlying US Treasury Bond ETF holdings. Generally, modified duration can be defined as a measure that assesses a bond's interest rate sensitivity. It is a time-weighted measure that estimates the percentage change in a bond's price for a 1% change in yield.